

OXFORD

1

# LET'S GO

5th Edition

STUDENT BOOK



Ritsuko Nakata  
Karen Frazier  
Barbara Hoskins  
Carolyn Graham

# Table of Contents

Let's Remember .....	2
Unit 1 Things for School.....	4
Unit 2 Colors and Shapes.....	12
Let's Review Units 1 and 2.....	20
Unit 3 At the Store .....	22
Unit 4 People at Home.....	30
Let's Review Units 3 and 4 .....	38
Unit 5 Happy Birthday! .....	40
Unit 6 Outdoors.....	48
Let's Review Units 5 and 6 .....	56
Unit 7 Food.....	58
Unit 8 Animals .....	66
Let's Review Units 7 and 8.....	74
Syllabus .....	76
Word List .....	78



Kate



Andy



Jenny



Scott



Ginger



Sam



Let's Talk



Let's Learn



Let's Learn More



Let's Read



**Phonics**

Phonics



Let's Review

# Let's Remember

**A** Listen, point, and sing.  1.02 



**Aa**



**Bb**



**Cc**



**Dd**



**Ee**



**Ff**



**Gg**



**Hh**



**Ii**



**Jj**



**Kk**



**Ll**



**Mm**



**Nn**



**Oo**



**Pp**



**Qq**



**Rr**



**Ss**



**Tt**



**Uu**



**Vv**



**Ww**



**Xx**



**Yy**



**Zz**

**B** Let's count.  1.03



1

one



2

two



3

three



4

four



5

five



6

six



7

seven




8

eight



9

nine



10

ten

**C** Ask and answer.  1.04



I can do this lesson.

# Unit 1

# Things for School


## Let's Talk



### A Listen and say. 1.05


Hello. I'm Scott.  
What's your name?

My name is Kate.



What's your name?

My name is Andy.





What's your name?  
My name is **Kate**.

What is = What's  
I am = I'm

### B Watch the video.



**C** Listen, point, and sing.  1.07 



## The Hello Song

Hello, hello, hello!  
What's your name?  
Hello, hello, hello!  
My name is Scott.  
My name is Scott.  
Hello, Scott!  
Hello, Scott!  
Hello!

Jenny

Scott


Andy

Kate

**D** Say and act. Ask a partner.

My name is \_\_\_\_\_.  
What's your name?

My name is \_\_\_\_\_.



I can do this lesson.

# Let's Learn



## A Learn the words. 1.08



1. a pencil



2. a pen



3. a bag



4. a book



5. a desk



6. a chair




7. a ruler



8. an eraser

## B Ask and answer. 1.09






What's this?

It's a pencil.

It's an eraser.

It is = It's

**C** Ask your partner.  I.11




What's this?  
It's a desk.

**D** Watch, point, and chant.    I.13 

**What's This? It's a Book.**

What's this?  
It's a book.  
What's this?  
What's this?  
It's a bag.  
What's this?



What's this?  
It's a book.  
What's this?  
It's a bag.  
What's this?  
It's a book bag.



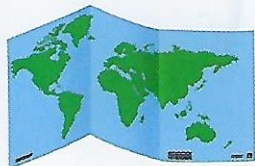
I can do this lesson.



# Let's Learn More



## A Learn the words. 1.14



1. a map



2. a marker



3. a globe




4. a table



5. a board



6. a wastebasket




7. a poster



8. a crayon

## B Make sentences. 1.15



1.16

This is a map.

**C** Play a game. Ask your partner.  1.17

Is this a poster?

Yes, it is.


No, it isn't. It's a pen.




**D** Listen and do.  1.18



1. Take out your book.



2. Open your book.



3. Close your book.



4. Put away your book.



I can do this lesson.



## Phonics

A B C D E F G H I J K L M N O P Q R S T U V W X Y Z  
a b c d e f g h i j k l m n o p q r s t u v w x y z

**A** Listen, point, and say.  1.19

**Bb**



bird



ball



boy

**Pp**



peach



pencil




pink

**B** Listen, point, and chant.  1.20 


### The B P Phonics Chant

B b ball B b boy  
P p pencil P p peach  
P p pencil B b ball  
Pencil ball peach YES!




**C** Listen and read along.  1.21


## At the Park




What's this?



It's a ball.



Is this a ball?



No, it isn't.  
It's a peach.



I can do this lesson.

# Unit 2

# Colors and Shapes

## Let's Talk



### A Listen and say. 1.22

Hi, Andy. How are you?

I'm fine. How are you?

I'm fine. Thank you.

 1.23

How are you?

I'm *fine*. Thank you.

### B Watch the video.



**C Listen and sing.**  1.24 



## Hi, How Are You?

Hi, how are you?

I'm fine.

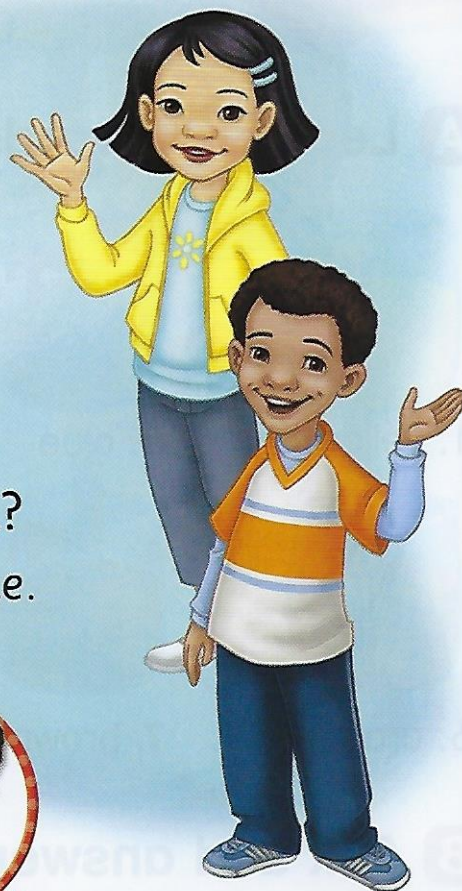
Hi, how are you?

I'm fine.

Hi, how are you?

I'm fine. How are you?

I'm fine, I'm fine, I'm fine.



fine



great

**D Say and act. Greet your friend.**



I can do this lesson.

# Let's Learn



## A Learn the words. 1.25



1. yellow



2. blue



3. red



4. green



5. purple



6. orange



7. brown



8. pink



9. black



10. white

## B Ask and answer. 1.26



1.27

What color is this?  
It's orange.

**C** Make sentences.  1.28

1.



2.



3.



4.



5.



6.



1.29


This is a pencil.  
It's yellow and pink.

**D** Watch, point, and sing.    1.30 

## The Black Cat Song

Green grass, blue sky,  
Black cat, yellow eyes.  
Red birds, blue sky,  
Black cat, yellow eyes.

White clouds, blue sky,  
Black cat, yellow eyes.  
Black cat, blue sky,  
Yellow, yellow eyes.



I can do this lesson.



# Let's Learn More



## A Learn the words. 1.31



1. a triangle



2. a square



3. a circle



4. a star



5. a diamond



6. a heart



7. an oval



8. a rectangle


## B Make sentences. 1.32



This is a star. It's blue.  
It's a blue star.

**C** Play a game. Ask your partner.  1.34


Is this a red square?  
Yes, it is. No, it isn't.




**D** Listen and do.  1.35




1. Pick up your pencil.



2. Draw a triangle.



3. Pick up a red marker.



4. Draw a picture.




I can do this lesson.



## Phonics

A B C D E F G H I J K L M N O P Q R S T U V W X Y Z  
a b c d e f g h i j k l m n o p q r s t u v w x y z

**A** Listen, point, and say.  1.36

# Cc



cat



coat




cow

# Gg



girl



gate




goat

**B** Listen, point, and chant.  1.37 

### The C G Phonics Chant

C c	cat	G g	gate
C c	cow	G g	girl
C c	coat	G g	goat
Coat	goat	girl	WOW!




**C** Listen and read along.  1.38


## Good Friends!



Come on, black cat.



Open the gate, brown cow.  
Thank you.



Close the gate. Good goat!



This is a coat. It's pink.



I can do this lesson.

# Let's Review



## A Listen and check. 1.39

1.



A

B

C

2.



A

B

C

3.



A

B

C

4.




A

B

C

5.



A

B

C

6.




A

B

C


7.



A

B

8.



A

B

**B** Play a game.

Is this an orange bag?

Yes, it is.



**I can talk about Unit 1.**

1. What's your name?
2. What's this?



**I can talk about Unit 2.**

1. How are you?
2. Is this a green heart?



# Unit 3

## At the Store

### Let's Talk




#### A Listen and say. 1.40

Hi, Scott. This is my friend, Sarah.

Hello, Sarah.

Hi, Scott.



Let's play!



This is my friend, Sarah.  
Hello, Sarah.

#### B Watch the video.



**C** Listen, point, and sing.  1.42 

## This Is My Friend

This is my friend, Sarah.

Hello, Sarah!

This is my friend, Sarah.

Hello, Sarah!

This is my friend, Scott.

Hi, Scott!

This is my friend, Scott.

Hi, Scott!

This is my friend, Sarah.

This is my friend, Scott.

Let's play!



**D** Say and act. Introduce your friend.

Hi, \_\_\_\_\_. This is  
my friend, \_\_\_\_\_.

Hello, \_\_\_\_\_.



I can do this lesson.



# Let's Learn




## A Learn the words. 1.43



1. a crayon



2. a marker



3. a notebook



4. a pencil case



5. crayons



6. markers




7. notebooks



8. pencil cases



## B Ask and answer. 1.44



How many crayons?

One crayon. Three crayons.

**C** Ask your partner.  1.46



How many **books**?  
One book.

How many **stars**?  
Three stars.

**D** Watch, write, and sing.    1.48 



## How Many?



Crayons, markers, pencil case, pencil case.

Crayons, markers, pencil case, pencil case.

2 crayons, \_\_\_ markers, \_\_\_ purple pencil case.

How many crayons? \_\_\_ crayons.

How many markers? \_\_\_ markers.

How many purple pencil cases? \_\_\_ purple pencil case.



I can do this lesson.


# Let's Learn More



## A Learn the words. 1.49



1. a CD



2. a video game



3. a cell phone



4. a computer



5. CDs



6. video games




7. cell phones



8. computers

## B Ask and answer. 1.50




What's this?  
It's a cell phone.

What are these?  
They're CDs.

They are = They're

**C** Play a game. Ask your partner.  1.52


What's this? It's a CD.	What are these? They're pencil cases.
----------------------------	--




**D** Listen and do.  1.53




1. Point to the computer.



2. Find the video games.



3. Count the video games.




4. Count the books.



I can do this lesson.



A B C **D** E F G H I J K L M N O P Q R S **T** U V W X Y Z  
a b c **d** e f g h i j k l m n o p q r s **t** u v w x y z

**A** Listen, point, and say.  1.54

# Dd



desk



duck



door

# Tt



tiger



two



toys

**B** Listen, point, and chant.  1.55 


### The D T Phonics Chant

**D d** duck      **D d** door

**T t** tiger      **T t** two

**D d** duck      **D d** door

Ducks and tigers at the door!



**C** Listen and read along.  1.56

## Ducks and Tigers



Hello, duck.  
Hello, tiger. Open the door!



Wow! How many toys?  
Ten toys.



Two ducks!  
Two tigers!



Wow! Look at the desks!



I can do this lesson.

# Unit 4

## People at Home

### Let's Talk




#### A Listen and say. 1.57

Hi, Mom! This is my friend, Scott.

It's nice to meet you, Scott.

It's nice to meet you, too.



 1.58

It's nice to meet you.


It's nice to meet you, too.

#### B Watch the video.


**C** Listen, point, and sing.  1.59 

## The Family Song

This is my mother.  
Nice to meet you.  
Nice to meet you, too.  
This is my father.  
Nice to meet you.  
Nice to meet you, too.



This is my sister.  
Nice to meet you.  
Nice to meet you, too.  
This is my brother.  
Nice to meet you.  
Nice to meet you, too.



**D** Say and act. Introduce your family.



I can do this lesson.



# Let's Learn



## A Learn the words. 1.60



1. grandmother



2. grandfather



3. mother



4. father



5. sister



6. brother




7. baby sister



8. baby brother

## B Ask and answer. 1.61


Who's she?



1. grandmother  
2. mother  
3. sister  
4. baby sister

She's my grandmother.

Who's he?



5. grandfather  
6. father  
7. brother  
8. baby brother

He's my grandfather.




1.62

Who's she?  
Who's he?

She's my **grandmother**.  
He's my **grandfather**.

Who is = Who's  
She is = She's  
He is = He's

**C** Ask your partner.  1.63



Who's she?

She's my mother.

**D** Watch, point, and chant.    1.64 

## Who's She?

Who's she?

She's Marie.

Who's he?

He's my brother, Lee.

Who's he?

He's my brother, Lou.

Who's she?


She's my sister, Sue.

Who's she?

She's my good friend, Mary.

Who's he?

He's my good friend, Harry.



I can do this lesson.

# Let's Learn More



## A Learn the words. 1.65



1. tall

2. short



3. young

4. old



5. pretty

6. handsome

## B Make sentences. 1.66



1.67

She's my mother.

She's pretty.


**C Listen, circle, and sing.** 1.68

**Is He Short? Is He Tall?**

Is he short?      Yes    No  
 Is he tall?      Yes    No  
 Is he young?    Yes    No  
 Is he old?      Yes    No



Is he your ?




Is she tall?      Yes    No  
 Is she short?    Yes    No  
 Is she old?      Yes    No  
 Is she young?    Yes    No

Is she your ?

**D Listen and do.** 1.69

A, B, C . . .



1. Say the alphabet.

1, 2, 3, 4, 5, 6, 7, 8, 9, 10!



2. Count to ten.



3. Read a book.



4. Write the word.



I can do this lesson.



## Phonics

A B C D E F G H I J K L M N O P Q R S T U V W X Y Z  
a b c d e f g h i j k l m n o p q r s t u v w x y z

**A** Listen, point, and say.  1.70

# Aa



apple



cat



cap



bag

**B** Put the sounds together.  1.71

c a t

c a p

b a g

**C** Listen, point, and chant.  1.72 

### The A Phonics Chant

A a apple A a cat

A a tap A a pat

Cat apple apple cat


Tap an apple.

Pat a cat.




**D** Listen and read along.  1.73


## Let's Go to the Park




Is this your cat?  
Yes, it is.



This is my bag.  
This is my cap.



Look at the apples!



Who's he?  
He's my brother!



I can do this lesson.

# Let's Review



## A Listen and check. 1.74

1.



A

B

C

2.



A

B

C

3.



A

B

C

4.




A

B

C

## B Listen and number. 1.75



**C** Play a game. Ask your partner.



**I can talk about Unit 3.**

1. Say and act.

This is my friend, **Jenny**.

Hello, **Jenny**.

2. What are these?



**I can talk about Unit 4.**

1. Say and act.

It's nice to meet you, **Andy**.

It's nice to meet you, too.

2. Is he young?





# Unit 5


# Happy Birthday!

## Let's Talk




### A Listen and say. 2.02

Happy birthday, Jenny!



How old are you?



I'm seven years old.

This is for you.



Thank you!





 2.03

How old are you?

I'm **seven** years old.

### B Watch the video.




**C** Listen and sing.  2.04 

## The Happy Birthday Song


It's my birthday today.  
It's your birthday today.  
It's my birthday today.  
Happy birthday, Jenny!  
One, two, three, four, five,  
six, seven years old!

Now I'm seven years old.  
Now you're seven years old.  
Now I'm seven years old.  
Happy birthday, Jenny!



**D** Say and act. Ask your friends.

How old are you?



I'm \_\_\_\_\_ years old.




I can do this lesson.

# Let's Learn



## A Learn the words. 2.05



1. a yo-yo



2. a baseball




3. a kite



4. a doll



5. a car



6. a robot




7. a bicycle



8. a jump rope




9. a puzzle



10. a bat

## B Ask and answer. 2.06



2.07

What is it?

I don't know.


It's a yo-yo.

do not = don't

**C** Guess. What is it?



**D** Watch, point, and chant.    2.08 



**The Yo-Yo Chant**

What is it?

It's a yo-yo.

It's a little yellow yo-yo.

What is it?

It's a yo-yo.

It's a little yellow yo-yo.

Is this a yo-yo?

No, no.



Is this a yo-yo?

No, no.

Is this a yo-yo?

Yes, it is.

It's a little yellow yo-yo.



I can do this lesson.

# Let's Learn More



## A Learn the words. 2.09




1. big



2. little



3. new




4. old



5. long



6. short



7. round



8. square

## B Make sentences. 2.10



It's little.

It's a little box.



It's little.  
It's a little box.

**C** Listen, point, and chant.  2.12 

## Is It a Big Box?

Is it a big box?

Yes, it is.

It's big.

It's big.

Is it a square box?

Yes, it is.

It's square.

It's square.

Is it a little box?

No, it isn't.

Is it a round box?

No, it isn't.

Is it a big box?


Yes, it is.

It's a big

square box.



**D** Listen and do.  2.13



1. ride a bicycle



2. jump rope



3. throw a ball



4. catch a ball



I can do this lesson.



A B C D **E** F G H I J K L M N O P Q R S T U V W X Y Z  
 a b c d **e** f g h i j k l m n o p q r s t u v w x y z

**A** Listen, point, and say. 2.14

**Ee**




egg



bed



pet



peg

**B** Put the sounds together. 2.15

b e d

p e t

p e g

**C** Listen, point, and chant. 2.16

### The E Phonics Chant

**E e** bed      **E e** egg

**E e** pet      **E e** peg


Bed egg      pet bed

A pet and an egg on the bed!




**D** Listen and read along.  2.17


## Look at the Birds!




These birds are my pets.  
They're pretty.



What are these?  
They're pegs.



What's this?  
It's a bird bed.



Look! Three little eggs.  
Wow!



I can do this lesson.





# Unit 6

## Outdoors Let's Talk



### A Listen and say. 2.18



1. sunny



2. rainy



3. windy



4. cloudy



5. snowy



How's the weather?  
It's **sunny**.

How is = How's

### B Watch the video.

**C** Listen, point, and sing.  2.20 

## How's the Weather?

How's the weather?

It's sunny.

How's the weather?


It's sunny.

How's the weather?

It's sunny. It's sunny today.

**D** Say and act. Talk about the weather.

How's the weather?



It's \_\_\_\_\_!



I can do this lesson.

# Let's Learn



## A Learn the words. 2.21



1. a flower



2. a tree



3. a cloud



4. a puddle



5. flowers



6. trees



7. clouds



8. puddles

## B Ask and answer. 2.22

3

2

1

How many flowers are there?

There's one flower.

4

5

6

How many trees are there?

There are four trees.



How many **flowers** are there?  
There's **one flower**.

How many **trees** are there?  
There are **four trees**.

There is = There's

**C** Count. Then make sentences.  2.24

There is **one** puddle.  
There are **two** clouds.



1



\_\_\_\_\_



\_\_\_\_\_




\_\_\_\_\_



\_\_\_\_\_



\_\_\_\_\_



\_\_\_\_\_



\_\_\_\_\_



I can do this lesson.

# Let's Learn More




## A Learn the words. 2.25



1. in



2. on




3. under




4. by

## B Ask and answer. 2.26



Where's the bat?

It's on the table.



Where are the balls?

They're under the table.




Where's the **bat**?  
It's **on** the **table**.

Where are the **balls**?  
They're **under** the **table**.

Where is = Where's

**C** Watch, point, and sing.    2.28 



## Where Are the Bugs?

Where are the bugs?

They're on the flowers.

Where are the flowers?

They're by the tree.


Where's the tree?

It's in the puddle.


Where's the puddle?

It's under the tree.


**D** Listen and do.  2.29




1. Put the baseball on the table.



2. Put the bat by the baseball.



3. Put the baseball in the bag.



4. Put the bag under the tree.



I can do this lesson.



A B C D E F G H **I** J K L M N O P Q R S T U V W X Y Z  
 a b c d e f g h **i** j k l m n o p q r s t u v w x y z

**A** Listen, point, and say. 2.30


# Ii



igloo



bib



big



pit

**B** Put the sounds together. 2.31

b i b

b i g

p i t

**C** Listen, point, and chant. 2.32

### The I Phonics Chant

I i igloo I i dig

I i igloo I i big


Dig big big dig

Dig a big pit by the igloo!



**D** Listen and read along.  2.33


## In the Snow



It's snowy.  
Let's make an igloo.



These are big squares.  
This is a big pit.



This is the baby.  
This is a bib.



Let's play!



I can do this lesson.



# Let's Review




## A Listen and check. 2.34

1.



A



B



C


2.



A



B



C

3.



A



B



C

4.



A



B




C


5.



A



B



C

6.



A




B



C

7.



A



B



C

8.



A



B





C

**B** Play a game. Make sentences.


Is it a **big robot**?  
 Where's the **jump rope**?  
 How many **flowers** are there?  
 How's the weather? It's **sunny**.




I can talk about Unit 5.

1. What is it? 
2. Is it a big robot? 

I can talk about Unit 6.



1. How's the weather today?
2. Where's the bat? 

# Unit 7

## Food Let's Talk



### A Listen and say. 2.35



2.36

Here you are.  
Thank you.  
You're welcome.

You are = You're


### B Watch the video.

**C** Listen, point, and sing.  2.37 

## I Want an Apple

Apples, apples!  
Where are the apples?  
I'm hungry.  
I want an apple.  
Apples, apples!  
Where are the apples?  
Here you are.

Thank you.  
Thank you very much.  
You're welcome.  
Thank you very much.  
You're welcome.  
Thank you, thank you.  
Thank you very much.  
Thank you very much!  
You're welcome!



**D** Say and act. Hungry or thirsty?



I can do this lesson.

# Let's Learn



## A Learn the words. 2.38



1. a banana




2. a soda



3. a milkshake



4. a cookie



5. a sandwich



6. a salad



7. an egg



8. an orange

## B Ask and answer. 2.39

What do you want?

I want a banana.

I want an orange.



2.40

What do you want?

I want a banana.

I want an orange.

**C** Ask your partner.  2.41

1		sandwich		soda
2		egg		salad
3		banana		orange
4		cookie		milkshake



What do you want?  
I want a sandwich and a soda.

**D** Watch, circle, and sing.    2.43 

### What Do You Want?

What do you want?

I want    .

What do you want?

I want    .

What do you want?

I want    .

What do you want?

I want    .



I can do this lesson.

# Let's Learn More



## A Learn the words. 2.44



1. chicken



2. fish



3. pizza



4. bread



5. rice



6. milk




7. cake



8. ice cream

## B Make sentences. 2.45

I want chicken. I don't want fish.



I want fish. I don't want chicken.









2.46

I want **chicken**.  
I don't want **fish**.

do not = don't

**C** Ask and answer. Check (✓).  2.47

Do you want _____ ?						
						
Yes, I do.						
No, I don't.						



Do you want **pizza**?  
 Yes, I do.  
 No, I don't. I want **rice**.


**D** Listen and do.  2.49



1. wash my hands



2. eat pizza



3. drink milk



4. brush my teeth



I can do this lesson.





## Phonics

A B C D E F G H I J K L M N **O** P Q R S T U V W X Y Z  
 a b c d e f g h i j k l m n **o** p q r s t u v w x y z

**A** Listen, point, and say. 2.50

O o



octopus



dot



pot



top

**B** Put the sounds together. 2.51

d o t

p o t

t o p

**C** Listen, point, and chant. 2.52


### The O Phonics Chant

O o octopus O o pot

O o octopus O o top

Pot top dot pot

Octopus on top of the pot!




**D** Listen and read along.  2.53

## On the Beach




Where is the pot?  
I want the pot.



Where is the top?  
I want the top.



What is it?  
It's a dot.  
Look at the dots.



This is my octopus!



I can do this lesson.

# Unit 8

## Animals Let's Talk



**A** Listen and say.  2.54



What's your favorite color?

Red. What about you?

I like blue.

What's your favorite color?

Red. What about you?

I like blue.

 2.55

**B** Watch the video.  

**C** Listen, point, and sing.  2.56 

## What's Your Favorite Color?

What's your favorite color, Ted?

My favorite color is red.

What's your favorite color, Jean?

My favorite color is green.

What's your favorite color, Jack?


My favorite color is black.

What's your favorite color, Sue?

My favorite color is blue.



**D** Say and act. Ask your friends.



I can do this lesson.

# Let's Learn



## A Learn the words. 2.57



1. a cat



2. a dog



3. a bird



4. a rabbit




5. a frog



6. cats




7. dogs



8. birds



9. rabbits



10. frogs






## B Make sentences. 2.58



2.59

There's a rabbit!  
I like rabbits.

**C** Ask your partner. Check (✓).  2.60

What do you like?					
					
You					
Your Partner					



What do you like?  
I like cats.

**D** Watch, point, and sing.    2.62 

## I Like Turtles

I like turtles.


What about you?

I like turtles, too.

I like turtles.

I want a turtle.

I want a turtle, too.



I can do this lesson.

# Let's Learn More



## A Learn the words. 2.63



1. a monkey



2. a lion



3. a bear




4. a giraffe



5. an elephant



6. monkeys



7. lions



8. bears



9. giraffes



10. elephants

## B Make sentences. 2.64















 2.65



I like **monkeys**.  
I don't like **lions**.

**C** Listen, point, and chant.  2.66 

**Do You Like Cats?**

	Do you like cats? Yes, I do.	Do you like birds? Yes, I do.	
	Do you like dogs? Yes, I do.	Do you like rabbits? Yes, I do.	
	Do you like spiders? No, I don't. I don't like spiders!	Do you like frogs? No, I don't. I don't like frogs!	
			
			


**D** Listen and do.  2.67




1. hear a lion



2. see a rabbit



3. feed a fish



4. pet a goat



I can do this lesson.





A B C D E F G H I J K L M N O P Q R S T **U** V W X Y Z  
 a b c d e f g h i j k l m n o p q r s t **u** v w x y z

**A** Listen, point, and say. 2.68

**Uu**



umbrella



tub



bug



cup

**B** Put the sounds together. 2.69

t u b

b u g

c u p

**C** Listen, point, and chant. 2.70

### The U Phonics Chant

**U u** umbrella **U u** cup

**U u** umbrella **U u** tub


Bug cup bug tub

Bug on an umbrella in the tub!



**D** Listen and read along.  2.71


## On the Playground




Oh, no!  
Where is my bug?



Is it on the umbrella?  
No, it isn't.



Is it under the tub?  
No, it isn't.



There it is. It's on the  
cup. I like bugs!




I can do this lesson.

# Let's Review



**A** Play a game. Make sentences.



I want a turtle.

I like \_\_\_\_\_.

I want a \_\_\_\_\_.



I like fish.

I want a cat.



I like bananas.

**I can talk about Unit 7.**

1. Say and act.

I want a **cookie**. I want **juice**.

2. Do you want **chicken**?

**I can talk about Unit 8.**

1. What's your favorite color?

2. Do you like **monkeys**?

# Let's Go 1 Syllabus

## Let's Remember

Alphabet Aa–Zz  
Numbers 1–10

Language: What can you do? I can walk.  
I can run. I can jump. I can dance.

Let's Talk	Let's Learn	Let's Learn More	Let's Read
<b>Unit 1 Things for School</b>			
<p><b>Conversation:</b> What's your name? My name is Kate.</p> <p><b>Song:</b> The Hello Song</p>	<p><b>School Supplies:</b> a pencil, a pen, a bag, a book, a desk, a chair, a ruler, an eraser</p> <p><b>Language:</b> What's this? It's a pencil/an eraser.</p> <p><b>Chant:</b> What's This? It's a Book.</p>	<p><b>Classroom Objects:</b> a map, a marker, a globe, a table, a board, a wastebasket, a poster, a crayon</p> <p><b>Language:</b> This is a map. Is this a poster? Yes, it is. No, it isn't. It's a pen.</p> <p><b>Listen and do:</b> take out, open, close, put away</p>	<p><b>Phonics</b></p> <p><b>Bb</b> bird, ball, boy</p> <p><b>Pp</b> peach, pencil, pink</p> <p><b>The BP Phonics Chant</b></p> <p><b>Story:</b> At the Park</p>
<b>Unit 2 Colors and Shapes</b>			
<p><b>Conversation:</b> How are you? I'm fine. Thank you.</p> <p><b>Song:</b> Hi, How Are You?</p>	<p><b>Colors:</b> yellow, blue, red, green, purple, orange, brown, pink, black, white</p> <p><b>Language:</b> What color is this? It's orange. This is a pencil. It's yellow and pink.</p> <p><b>Song:</b> The Black Cat Song</p>	<p><b>Shapes:</b> a triangle, a square, a circle, a star, a diamond, a heart, an oval, a rectangle</p> <p><b>Language:</b> This is a star. It's blue. It's a blue star. Is this a red square? Yes, it is. No, it isn't.</p> <p><b>Listen and do:</b> pick up, draw</p>	<p><b>Phonics</b></p> <p><b>Cc</b> cat, coat, cow</p> <p><b>Gg</b> girl, gate, goat</p> <p><b>The CG Phonics Chant</b></p> <p><b>Story:</b> Good Friends!</p>
<b>Let's Review Units 1 and 2</b>			
<b>Unit 3 At the Store</b>			
<p><b>Conversation:</b> This is my friend, Sarah. Hello, Sarah.</p> <p><b>Song:</b> This Is My Friend</p>	<p><b>Writing Supplies:</b> a crayon, a marker, a notebook, a pencil case, crayons, markers, notebooks, pencil cases</p> <p><b>Language:</b> How many crayons? One crayon. Three crayons.</p> <p><b>Song:</b> How Many?</p>	<p><b>Electronics:</b> a CD, a video game, a cell phone, a computer, CDs, video games, cell phones, computers</p> <p><b>Language:</b> What's this? It's a cell phone. What are these? They're CDs.</p> <p><b>Listen and do:</b> point to, find, count</p>	<p><b>Phonics</b></p> <p><b>Dd</b> desk, duck, door</p> <p><b>Tt</b> tiger, two, toys</p> <p><b>The DT Phonics Chant</b></p> <p><b>Story:</b> Ducks and Tigers</p>
<b>Unit 4 People at Home</b>			
<p><b>Conversation:</b> It's nice to meet you. It's nice to meet you, too.</p> <p><b>Song:</b> The Family Song</p>	<p><b>Family Words:</b> grandmother, grandfather, mother, father, sister, brother, baby sister, baby brother</p> <p><b>Language:</b> Who's she/he? She's my grandmother. He's my grandfather.</p> <p><b>Chant:</b> Who's She?</p>	<p><b>Describing People:</b> tall, short, young, old, pretty, handsome</p> <p><b>Language:</b> She's my mother. She's pretty.</p> <p><b>Song:</b> Is He Short? Is He Tall?</p> <p><b>Listen and do:</b> say, count, read, write</p>	<p><b>Phonics</b></p> <p><b>Aa</b> apple, cat, cap, bag</p> <p><b>The A Phonics Chant</b></p> <p><b>Story:</b> Let's Go to the Park</p>
<b>Let's Review Units 3 and 4</b>			



**Let's Talk**

**Let's Learn**

**Let's Learn More**

**Let's Read**

**Unit 5 Happy Birthday!**

**Conversation:**  
How old are you?  
I'm seven years old.

**Song:** The Happy Birthday Song

**Toys:** a yo-yo, a baseball, a kite, a doll, a car, a robot, a bicycle, a jump rope, a puzzle, a bat

**Language:** What is it?  
I don't know.  
It's a yo-yo.

**Chant:** The Yo-Yo Chant

**Describing Things:** big, little, new, old, long, short, round, square

**Language:** It's little.  
It's a little box.

**Chant:** Is It a Big Box?

**Listen and do:** ride, jump, throw, catch

**Phonics**

**Ee**  
egg, bed, pet, peg

**The E Phonics Chant**

**Story:** Look at the Birds!

**Unit 6 Outdoors**

**Conversation:**  
How's the weather?  
It's sunny.

**Weather:** sunny, rainy, windy, cloudy, snowy

**Song:** How's the Weather?

**Nature:** a flower, a tree, a cloud, a puddle, flowers, trees, clouds, puddles

**Language:** How many flowers/trees are there?  
There's one flower.  
There are four trees.

**Location Words:** in, on, under, by

**Language:** Where's the bat?  
It's on the table.  
Where are the balls?  
They're under the table.

**Song:** Where Are the Bugs?

**Listen and do:** put on, put by, put in, put under

**Phonics**

**Ii**  
igloo, bib, big, pit

**The I Phonics Chant**

**Story:** In the Snow

**Let's Review Units 5 and 6**

**Unit 7 Food**

**Conversation:**  
Here you are.  
Thank you.  
You're welcome.

**Song:** I Want an Apple

**Foods:** a banana, a soda, a milkshake, a cookie, a sandwich, a salad, an egg, an orange

**Language:** What do you want?  
I want a banana.  
I want an orange.

**Song:** What Do You Want?

**More Foods:** chicken, fish, pizza, bread, rice, milk, cake, ice cream

**Language:** I want chicken.  
I don't want fish.  
Do you want pizza?  
Yes, I do. No, I don't.

**Listen and do:** wash, eat, drink, brush

**Phonics**

**Oo**  
octopus, dot, pot, top

**The O Phonics Chant**

**Story:** On the Beach

**Unit 8 Animals**

**Conversation:**  
What's your favorite color?  
Red. What about you?  
I like blue.

**Song:** What's Your Favorite Color?

**Pets:** a cat, a dog, a bird, a rabbit, a frog, cats, dogs, birds, rabbits, frogs

**Language:** There's a rabbit!  
I like rabbits.  
What do you like?  
I like cats.

**Song:** I Like Turtles

**Zoo Animals:** a monkey, a lion, a bear, a giraffe, an elephant, monkeys, lions, bears, giraffes, elephants

**Language:** I like monkeys.  
I don't like lions.

**Listen and do:** hear, see, feed, pet

**Phonics**

**Uu**  
umbrella, tub, bug, cup

**The U Phonics Chant**

**Story:** On the Playground

**Let's Review Units 7 and 8**

# Word List

## A

about . . . . . 66  
 alphabet . . . . . 35  
 am . . . . . 4  
 and . . . . . 15  
 apple . . . . . 36  
 are . . . . . 12  
 at . . . . . 28

## B

baby . . . . . 32  
 bag . . . . . 6  
 ball . . . . . 10  
 banana . . . . . 60  
 baseball . . . . . 42  
 bat . . . . . 42  
 bear . . . . . 70  
 bed . . . . . 46  
 bib . . . . . 54  
 bicycle . . . . . 42  
 big . . . . . 44  
 bird . . . . . 10  
 birthday . . . . . 40  
 black . . . . . 14  
 blue . . . . . 14  
 board . . . . . 8  
 book . . . . . 6  
 box . . . . . 44  
 boy . . . . . 10  
 bread . . . . . 62  
 brother . . . . . 32  
 brown . . . . . 14  
 brush . . . . . 63  
 bug . . . . . 72  
 by . . . . . 52

## C

cake . . . . . 62  
 can . . . . . 3  
 cap . . . . . 36  
 car . . . . . 42  
 cat . . . . . 18  
 catch . . . . . 45  
 CD . . . . . 26  
 cell phone . . . . . 26  
 chair . . . . . 6  
 chicken . . . . . 62  
 circle . . . . . 16  
 close . . . . . 9  
 cloud . . . . . 50  
 cloudy . . . . . 48  
 coat . . . . . 18  
 color . . . . . 14  
 come on . . . . . 19  
 computer . . . . . 26  
 cookie . . . . . 60  
 count . . . . . 27

cow . . . . . 18  
 crayon . . . . . 8  
 cup . . . . . 72

## D

dance . . . . . 3  
 desk . . . . . 6  
 diamond . . . . . 16  
 dig . . . . . 54  
 do . . . . . 3  
 dog . . . . . 68  
 doll . . . . . 42  
 door . . . . . 28  
 dot . . . . . 64  
 draw . . . . . 17  
 drink . . . . . 63  
 duck . . . . . 28

## E

eat . . . . . 63  
 egg . . . . . 46  
 eight (8) . . . . . 3  
 elephant . . . . . 70  
 eraser . . . . . 6

## F

family . . . . . 31  
 father . . . . . 32  
 favorite . . . . . 66  
 feed . . . . . 71  
 find . . . . . 27  
 fine . . . . . 12  
 fish . . . . . 62  
 five (5) . . . . . 3  
 flower . . . . . 50  
 food . . . . . 67  
 four (4) . . . . . 3  
 friend . . . . . 22  
 frog . . . . . 68

## G

gate . . . . . 18  
 giraffe . . . . . 70  
 girl . . . . . 18  
 globe . . . . . 8  
 goat . . . . . 18  
 good . . . . . 19  
 grandfather . . . . . 32  
 grandmother . . . . . 32  
 green . . . . . 14

## H

hands . . . . . 63  
 handsome . . . . . 34  
 happy . . . . . 40  
 he . . . . . 32  
 hear . . . . . 71  
 heart . . . . . 16  
 hello . . . . . 4

here . . . . . 58  
 hi . . . . . 12  
 how . . . . . 12  
 hungry . . . . . 58

## I

I . . . . . 4  
 ice cream . . . . . 62  
 igloo . . . . . 54  
 in . . . . . 52  
 is . . . . . 4  
 it . . . . . 6

## J

juice . . . . . 58  
 jump . . . . . 3  
 jump rope . . . . . 42

## K

kite . . . . . 42  
 know . . . . . 42

## L

let's . . . . . 55  
 like . . . . . 66  
 lion . . . . . 70  
 little . . . . . 44  
 long . . . . . 44  
 look . . . . . 29

## M

make . . . . . 55  
 many . . . . . 24  
 map . . . . . 8  
 marker . . . . . 8  
 meet . . . . . 30  
 milk . . . . . 62  
 milkshake . . . . . 60  
 monkey . . . . . 70  
 mother . . . . . 32  
 much . . . . . 59  
 my . . . . . 4

## N

name . . . . . 4  
 new . . . . . 44  
 nice . . . . . 30  
 nine (9) . . . . . 3  
 no . . . . . 9  
 not . . . . . 42  
 notebook . . . . . 24  
 now . . . . . 41

## O

octopus . . . . . 64  
 oh . . . . . 73  
 old . . . . . 34  
 on . . . . . 52  
 one (1) . . . . . 3  
 open . . . . . 9

orange (color) . . . . . 14  
 orange (fruit) . . . . . 60  
 oval . . . . . 16

## P

pat . . . . . 36  
 peach . . . . . 10  
 peg . . . . . 46  
 pen . . . . . 6  
 pencil . . . . . 6  
 pencil case . . . . . 24  
 pet (noun) . . . . . 46  
 pet (verb) . . . . . 71  
 pick up . . . . . 17  
 pink . . . . . 10  
 pit . . . . . 54  
 pizza . . . . . 62  
 play . . . . . 22  
 point . . . . . 27  
 poster . . . . . 8  
 pot . . . . . 64  
 pretty . . . . . 34  
 puddle . . . . . 50  
 purple . . . . . 14  
 put . . . . . 53  
 put away . . . . . 9  
 puzzle . . . . . 42

## R

rabbit . . . . . 68  
 rainy . . . . . 48  
 read . . . . . 35  
 rectangle . . . . . 16  
 red . . . . . 14  
 rice . . . . . 62  
 ride . . . . . 45  
 robot . . . . . 42  
 round . . . . . 44  
 ruler . . . . . 6  
 run . . . . . 3

## S

salad . . . . . 60  
 sandwich . . . . . 60  
 say . . . . . 35  
 see . . . . . 71  
 seven (7) . . . . . 3  
 she . . . . . 32  
 short . . . . . 34  
 sister . . . . . 32  
 six (6) . . . . . 3  
 snow . . . . . 55  
 snowy . . . . . 48  
 soda . . . . . 60  
 song . . . . . 5  
 square . . . . . 16  
 star . . . . . 16  
 sunny . . . . . 48

## T

table . . . . . 8  
 take out . . . . . 9  
 tall . . . . . 34  
 tap . . . . . 36  
 teeth . . . . . 63  
 ten (10) . . . . . 3  
 thank you . . . . . 12  
 there . . . . . 50  
 these . . . . . 26  
 they . . . . . 26  
 thirsty . . . . . 58  
 this . . . . . 6  
 three (3) . . . . . 3  
 throw . . . . . 45  
 tiger . . . . . 28  
 to . . . . . 27  
 today . . . . . 41  
 too . . . . . 30  
 top . . . . . 64  
 toys . . . . . 28  
 tree . . . . . 50  
 triangle . . . . . 16  
 tub . . . . . 72  
 turtle . . . . . 69  
 two (2) . . . . . 3

## U

umbrella . . . . . 72  
 under . . . . . 52

## V

video game . . . . . 26

## W

walk . . . . . 3  
 want . . . . . 58  
 wash . . . . . 63  
 wastebasket . . . . . 8  
 weather . . . . . 48  
 welcome . . . . . 58  
 what . . . . . 3  
 where . . . . . 52  
 white . . . . . 14  
 who . . . . . 33  
 windy . . . . . 44  
 word . . . . . 33  
 wow . . . . . 21  
 write . . . . . 33

## Y

years . . . . . 4  
 yellow . . . . . 1  
 yes . . . . .  
 yo-yo . . . . . 4  
 you . . . . .  
 young . . . . . 3  
 your . . . . .